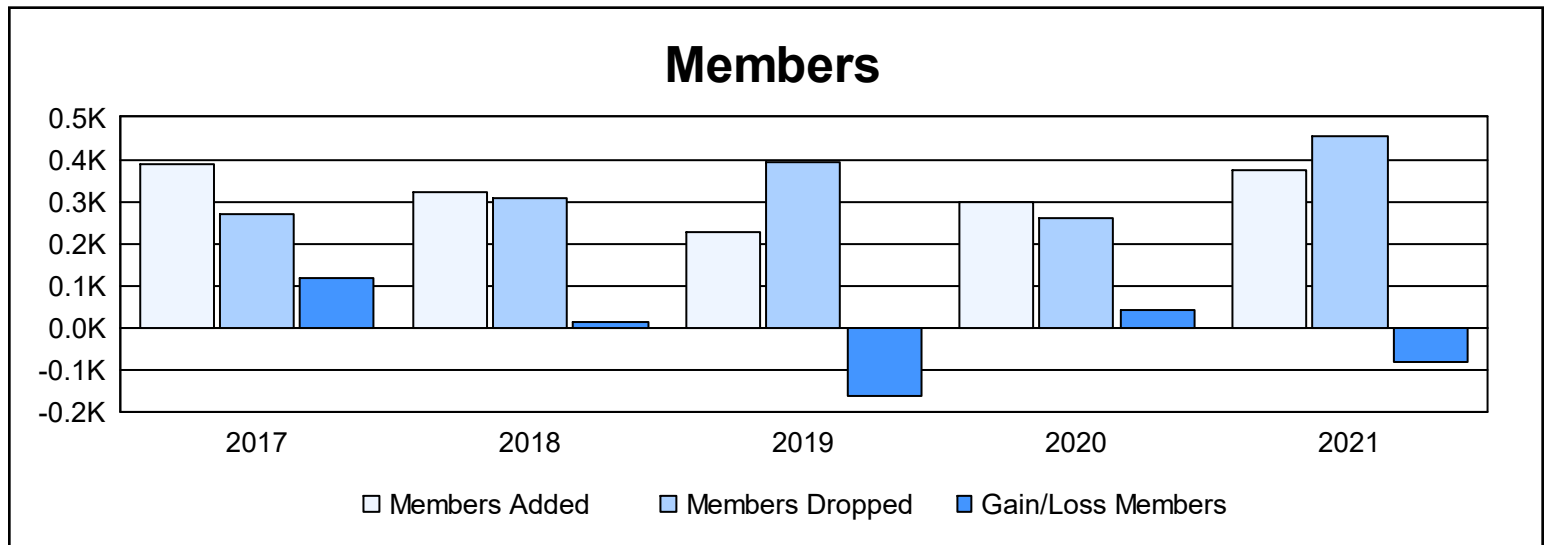
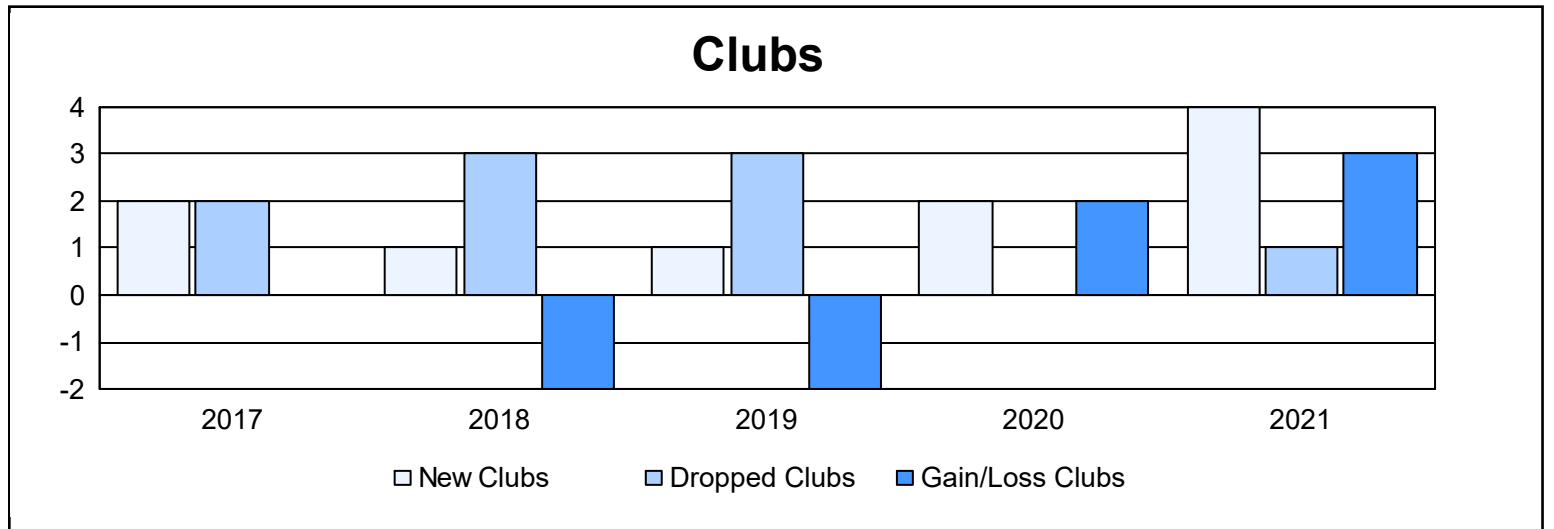
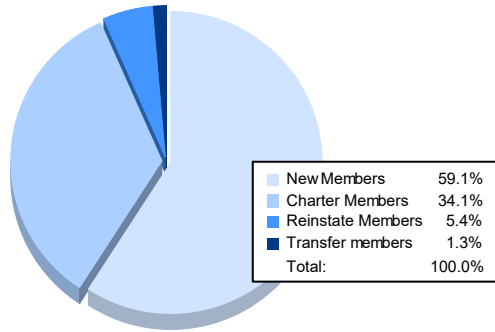


Year	New Clubs	Dropped Clubs	Gain/ Loss Clubs	New Members	Charter Members	Reinstate Members	Transfer Members	Total Member Added	Total Members Dropped	Gain/ Loss Members
2016-2017	2	2	0	336	44	4	3	387	271	116
2017-2018	1	3	-2	276	34	8	2	320	307	13
2018-2019	1	3	-2	194	23	8	4	229	393	-164
2019-2020	2	0	2	223	57	17	2	299	258	41
2020-2021	4	1	3	220	127	20	5	372	454	-82
<b>Average</b>	<b>2</b>	<b>2</b>	<b>0</b>	<b>250</b>	<b>57</b>	<b>11</b>	<b>3</b>	<b>321</b>	<b>337</b>	<b>-15</b>



### Membership Composition June 2021 Cumulative



### Gender Composition June 2021 Cumulative

